



IN PARTNERSHIP WITH



Designed & Manufactured by our partners  
Stocked & Serviced in the UK by STL Power & Process Controls Ltd.

## WE ARE INDEPENDENT CONTROL VALVE SPECIALISTS OFFERING:

- ✓ GREAT SERVICE
- ✓ GREAT PRODUCTS
- ✓ GREAT SUPPORT

### History

Established in 1998 as RTK Controls UK - the UK & Ireland sales office of Regeltechnik Kornwestheim GmbH (RTK). After being bought by Circor International, RTK Controls UK completed a management buyout and changed name to STL Power & Process Controls Ltd. In 2022, the company was sold to the founder's daughter and son-in-law. We proudly remain a private family run company, maintaining strong supplier relations and delivering exceptional customer service..

### What we do

Our core products are Control Valves, Pressure & Temperature Regulators, Manual Valves, Level Gauges, Insulation Jackets and Energy Surveys, and Pressurised Deaerators. We also supply a broad range of associated valves and flow control products.

### After Sales Service & Support

Inspection, repair & overhaul

- Boiler/Steam system commissioning
- Onsite and offsite repairs
- Genuine spare parts
- Onsite trouble shooting
- Control system reviews

## Certificates



## Official Partners



Founded in 1975. Control valves and instruments manufactured in Germany.  
<https://www.rtk.de/en-us/>



Founded in 1962. Severe service valves, desuperheaters and pump protection valves (ARV) manufactured in Germany.  
<https://www.schroedahl.com/en>



Founded in 1930. Control valves, regulators and desuperheaters manufactured in France.  
<https://www.sart-von-rohr.fr/en-gb/home/>



Founded in 1903. Critical service control valves and desuperheaters manufactured in Texas.  
<https://www.celerosft.com/en-us/brands/copes-vulcan>



Founded in 1988. Removeable blanket insulation and shields manufactured in Hungary.  
<https://shannonglobalenergy.com/>



Founded in 1919. Measurement and control systems manufactured in Germany.  
<https://www.igema.com/en/>



Founded in 1982. Valves and strainers designed in Germany.  
<https://www.fromme-armaturen.de/en/>



Founded in 1900. Control valves for severe service manufactured in Italy and USA.  
<https://armstronginternational.eu/>



Founded in 1905. Control valves for severe service manufactured in India.  
<https://www.circor.com/brands/leslie-controls>



Founded in 1883. On/off control valves manufactured in India and USA.  
<https://www.circor.com/brands/rg-laurence>

Founded in 1926. Steam traps and regulators manufactured in Mexico.  
<https://www.spencevalve.com/en-us>



# CONTROL VALVES

## Electric & Pneumatic 2-way & 3-way Control Valves



DN15-300 | NPS ½"-6"  
PN16-250 | CL 150 1500

**Body Materials:** SG Iron, Carbon Steel, Stainless Steel  
**Connections:** Flanges, Butt Weld, Threaded NPT or BSP  
Variants for refrigerants & thermal oil

**OPTIONS** - Bellows, PoP (Power Off Positioner), ECU (Emergency Closing Unit), positioners, silencers, various seat materials and stem packing, stem heaters, additional limit switches, quick change seat

**Plug options:** On/Off, V-port, parabolic, perforated, 3-way mixing & diverting

DN15-500 | NPS ½"-20"  
PN40-640 | Class 300 4500  
Temp Max 650°C | 1200°F

**Actuators** - Electric, pneumatic, hydraulic  
**Designs** - Angle type, globe type  
Multi-stages

## High Pressure Control Valves



## Boiler Feedwater Valves with Recirculation Connection



DN25-80 | 1"3"  
PN40 | CL 150 300  
**Body Material:** Cast Steel

Designed to protect feedwater pumps against falling below the minimum flow rate.  
Adjustable recirculation rate up to 10% of KV valve.  
Perforated plug for feedwater controls.

## Continuous & Bottom Blowdown Valves



DN15-65 | NPS ¼"-2½"  
PN40 | CL 300  
**Body Material:** Cast Steel

**Bottom Blowdown:**

- Maintenance-free spindle packing
- Clear flow through the valve
- Protection of the spindle packing by back sealing when the valve is open

**Continuous Blowdown:**

- 2-way design with or without sample valve
- Hardened plug and seat for low wear operation
- Parabolic plug with linear characteristics for exact dosing of blow down flow rate

## Desuperheaters & Steam Conditioning Valves

DN40-2500 | NPS 2-48"  
PN16-640 | Class 150-4500

**Steam Atomising** Atomising the cooling water before injecting into the steam flow.

**Spray Nozzle** Direct contact desuperheater that uses spray nozzles to inject a fine mist of water

**PRDS** Combined pressure reducing and desuperheating in one valve. Specially adapted trim for low wear operation.



## Rotary Globe Valves



PN16-100  
DN25-150 | NPS 1"6"  
KVS9-700  
Max Temp: 250°C  
Carbon Steel, Stainless Steel

Double offset plug rotatory control valve for high turndown

## Temperature & Pressure Regulators

**Self-acting**  
**Functions:** heating, cooling, mixing or diverting

Wide range of pressures - from a few millibars to several tens of bar

**Applications:** Excess pressure, pressure reducing, differential pressure, for liquids, natural gas, steam, process fluids, clean steam, CIP, SIP, inerting, etc.





# Schroedahl Pump Protection Valves (ARV)

DN25-500 | NPS1 "20"  
PN10-640 | Class 150 4500  
Temp Max 230°C | 446°F

The ARV (Automatic Recirculation Valve) is an automatic solution to protect centrifugal pumps against overheating, instability, and cavitation under no or low pressure volume conditions.

As soon as the flow rate of the process falls below a certain value, the bypass opens and thus guarantees the minimum flow required for the pump.

## Functions:

- The ARV determines the flow rate in the system and takes up a corresponding stroke position
- Automatic Recirculation Flow: The ARV bypasses the minimum flow to the suction tank or condenser, preventing overheating of the pump.
- High Pressure Reduction: The cascade element in the bypass reduces the high pressure of the main flow to a lower pressure in the suction tank, this combined with a low noise

level and minimum wear and tear.  
• The ARV has a safety function to prevent reverse flow into the pump.

Media: Liquids of all kinds (water, oils, chemicals, descaling water, and others)  
Installation: Vertical or horizontal



# MANUAL VALVES

Globe Valves

Butterfly Valves

Gate Valves

Check/Non Return Valves

Ball Valves Manual & Actuated

Steam Traps





INSTRUMENTATION


Level Gauges

**Direct Level Gauges**- the water level is directly shown through a glass or mica shield. The level gauge is able to separate the water and steam zone with use of a transparency level gauge with background illumination.

- Reflex
- Transparent
- Bi-Colour

**Indirect level gauges**- the water level is transmitted either by a magnetic flap indication ledge attached to the water column or by the electronic water level indicator.

- Magnetic
- Electric



Sensors & controllers

**Lever transducers**- The level is determined by the weight of a displacer, which is located in the medium. The weight depends on the buoyancy, which is dependent on the level and density of the liquid. The buoyancy is measured with a spring balance and converted to a 4 20mA signal. Reference vessels for agitated fluids are available.

**Temperature Probes**- For standard applications, typically used for measuring temperatures

of liquids or gases in pipelines or containers. They offer fast response time and come complete with a stainless steel thermowell.

**Pressure Sensors**- For use in heating and refrigeration systems. Suitable for gases and liquids.

**Controllers**- For TDS, level, pressure and temperature.

**Functions include** - PID control, 3-point step and continuous monitoring.



INSULATION JACKETS

- Bespoke design, individually manufactured
- Supplied as one off jackets or a project bundle
- Removable and reusable high quality insulation jackets
- Self-contained, so no direct exposure to insulation
- For use in steam and process applications for thermal reduction, acoustic reduction, steam trap heat shields, sanitary wash down and fire blankets.

**Energy Survey Services**  
The Energy Survey proposal will include every bare surface opportunity that meets financial criteria. Simple payback period ranges from 3 to 36 months on the steam and process system.



ENERGY SURVEY SAMPLE							
<b>Presented By:</b> TAS Blanket Insulation Kft.				<b>Survey Date:</b> 1/30/2025			
<b>Phone/Email:</b> +36 30 558 4126				<b>Steam Cost:</b> 50C/ton of steam			
<b>Project Name:</b> Sample Steam System				<b>Product Specification:</b> LT232C-SS			
<b>Project Contact:</b>				<b>Insulation Thickness:</b> 40mm			
<b>Phone/Email:</b>				<b>Fastener Type:</b> Velcro® Flaps/ Dbl D Ring STD. Straps			
<b>TAS Project #:</b> 25565				<b>Proposal Date:</b>			

QTY	DESCRIPTION / LOCATION	AMB. TEMP	MEAS. SURFACE TEMP	OPERATING HOURS	BARE HEAT LOSS (W/HR)	BARE OPER. COST (C/YEAR)	INSULATED HEAT LOSS (W/HR)	INSULATED OPER. COST (C/YEAR)
BOILER ROOM - BLR. 1, 2 & 3								
3	DN100 Safety Relief Valve	30	210	8760	2,800	C2,001.69	236	C168.83
3	DN150 Globe Valve	30	210	8760	8,411	C6,013.62	709	C507.20
3	DN150 Orifice Flange	30	210	8760	2,640	C1,887.34	223	C159.18
6	DN40 Globe Valve	30	210	8760	5,049	C3,609.88	613	C438.22
18	DN65 Globe Valve	30	210	8760	21,320	C15,243.63	1,798	C1,285.68
3	DN65 Strainer	30	210	8760	3,553	C2,540.61	300	C214.28
3	DN65 Control Valve	30	210	8760	4,086	C2,921.70	345	C246.42
72	DN25 Globe Valve	30	180	8760	44,507	C31,821.73	5,080	C3,632.40
12	DN25 Control Valve	30	180	8760	8,531	C6,099.16	974	C696.21
3	Boiler Door Ø 2.6 m x 12 cm	30	210	8760	81,262	C58,100.32	27,629	C19,753.89

STEAM HEADERS								
18	DN150 Globe Valve	25	190	8760	46,260	C33,074.92	3,660	C2,616.52
6	DN50 Globe Valve	25	190	8760	4,848	C3,465.89	383	C274.16
9	DN25 Globe Valve	25	180	8760	5,749	C4,110.31	656	C469.18
3	DN150 Control Valve	25	190	8760	8,867	C6,339.36	701	C501.50
6	DN15 Ball Valve	25	180	8760	2,936	C2,099.13	335	C239.61
3	DN15 Strainer	25	180	8760	1,659	C1,185.95	189	C135.37
3	DN150 Safety Relief Valve	25	190	8760	3,855	C2,756.24	305	C218.04
3	DN50 Orifice Flange	25	190	8760	857	C612.70	68	C48.47
3	DN200 Globe Valve	25	190	8760	11,296	C8,076.62	894	C638.93
3	DN100 Globe Valve	25	190	8760	5,133	C3,669.76	406	C290.31
6	DN150 Orifice Flange	25	190	8760	4,839	C3,460.13	383	C273.73

ENERGY SURVEY SUMMARY SAMPLE	
Total Heat loss - BARE (kWh/Year):	2,439,287.34
Total Heat loss - w/TAS Blanket Insulation (kWh/Year), only	401,970.33
Total Heat loss SAVED - w/TAS Blanket Insulation (kWh/Year):	2,037,317.01
Total Annual Operating (Steam Cost) - BARE	C199,090.70
Total Annual Operating (Steam Cost) - w/TAS Blanket Insulation, only	C32,808.17
Annual (Steam Cost) SAVINGS w/TAS Blanket Insulation	C166,282.53
*Lifetime (Steam Cost) SAVINGS (15 Yrs)	C2,444,629.32
Total Cost (Thermal Blanket System)	C49,608.63
Total Cost	C49,608.63
Payback (Months)	5
ROI	335.18%
Number of Fittings	189

SUSTAINABILITY MEASURES SAMPLE	
EMISSIONS SAVINGS #1 NATURAL GAS (kWh):	2,037,317.01
CO <sub>2</sub> (tons)	407.03
NO <sub>x</sub> (kg)	47310
VOC (kg)	16.96
EMISSIONS SAVINGS #2 FUEL OIL (kWh):	2,037,317.01
CO <sub>2</sub> (tons)	620.90
NO <sub>x</sub> (kg)	1,239.24
VOC (kg)	36.21
CUBIC METER OF WATER SAVED (m³/YEAR)	3,157.76



# PRESSURISED DEAERATORS

- Reduces the dissolved oxygen content in the boiler feed water to <0.02 ppm
- Increases the feed water temperature above 100°C for improved boiler efficiency
- All wetted parts of the dome are constructed in stainless steel
- Dome design for optimum water droplet size



## Theory

The deaerator operates at a working pressure of between 0.3 to 0.7 barg, which corresponds to the steam saturation temperature of 107 to 115°C. The solubility of oxygen in water at these temperatures is at its minimum, hence most of the oxygen will be driven out and discharged to atmosphere. The remaining oxygen in the water is removed by chemical dosing.

Dissolved oxygen is removed from the make-up water and returned condensate by steam deaeration. The softened make-up water and condensate mixture are typically introduced into the specially constructed deaerator dome, forming optimum droplet size for scrubbing as it does so. The heating steam increases the droplet temperature. This has the desired effect of reducing the solubility of gasses within the water droplets, thus diffusing the harmful oxygen and carbon dioxide out of the water.

If there are large quantities of very hot (and pressurised) condensate being returned, it is desirable to pipe the condensate directly into the deaerator storage vessel. This will maximise the heat recovery whilst helping to maintain the low dissolved oxygen level of the stored water.

## Benefits






- The boiler feedwater from the deaerator is supplied at a higher temperature, making the boiler more efficient
- Dissolved gases are liberated from the boiler feedwater in the deaerator, saving both sulphite and amine chemical costs
- Prevents boiler and pipeline corrosion as Oxygen and Carbon Dioxide are eliminated as far as possible from the boiler feedwater



## INDUSTRIES SERVED

- |  |   |
|--|---|
|  Food & Beverage        |  Industrial Refrigeration          |
|  Power Generation       |  Pharmaceuticals                   |
|  Petrochemical          |  Chemical                          |
|  HVAC                   |  Marine                            |
|  General Manufacturing |  Hospitals & Healthcare Utilities |

## TYPICAL APPLICATIONS

-  Steam
-  Water/Boiler Feedwater
-  Thermal Oil
-  Ammonia & Refrigerants
-  Hydrogen/Gases



# INDEPENDANT CONTROL VALVE SPECIALISTS

IN PARTNERSHIP WITH



Unit 1, Vision Business Park,  
Preston Place, Upper Caldecote,  
Biggleswade, Beds.  
SG18 9GQ  
United Kingdom  
+44 (0)1462 480121

[info@stlpowerprocess.com](mailto:info@stlpowerprocess.com)

Designed & Manufactured by our partners  
Stocked & Serviced in the UK by STL Power & Process Controls Ltd.